…… 1—22

…… 22—29

…… …… 30—34

…… 34—43

…… 43—50

…… 50—55



2025 8-86

2024

2025 0928

R1		R1 International Pte.Ltd
		Halcyon Agri Corporation Limited



2

2024 2023

ȯ

	1,890,891.93	1,802,376.46	4.68%	1,855,126.71	1,784,879.21	3.79%
	4,857,696.44	4,713,222.57	2.97%	3,727,375.54	3,660,085.91	1.81%

(1) 1)

ANRPC 2025 1

2024 721.6 3.3%

46.7%

12% 88% 630

2) R1

(2) 1) EUDR

2)

	2024			2023		
	16,910.70	-781.09	5.53%	35,260.38	862.40	5.92%
	14,750.37	97.82	12.00%	3,157.03	-5,107.60	-70.44%

(

“

40,667.77 -70,072.83 12.56%

	Halcyon Agri Corporation Limited		40	,947.6
			20,806.07	50.05
Halcyon Agri Co ted	R1 International Pte.Ltd.		21,145.52	7
			18,788.68	23.01
R1 International Pte.L	Halcyon Agri Corporation Limi		16,760.14	3,2 69
	Halcyon Agri Corporation ted		13,033.88	5,120.4
			411,114.73	317,718.

R1

R1

R1 R1

( )

1.

(1)

1) 2024

									2025 5
	1997 11		5		77,866.18	101,847.43		1,533.36	43,783.90
	2021 7		3		58,464.00	72,964.08		7,397.35	26,037.05
	1994 6		4		52,267.60	67,647.78		4,504.57	18,407.43
	2010 8		1		43,383.20	55,480.69			5,091.18
	1998 12		6		37,697.60	47,779.82		4,425.69	15,933.89
					269,678.58	345,719.80			109,253.45

2) 2023

	2018 8		4		57,052.80	55,034.69		

1995	12	5	45,090.00	53,875.14
2017	12	4	43,249.60	51,575.69
2021	7	3	43,150.8:8	

									2025 5
					244,948.21	304,553.81			92,932.27

2) 2023

	2005 12		4		49,576.00	51,053.43		
	1999 12		7		34,140.00	42,783.68		445.29
	2014 10		2		33,206.70	33,809.33		
	2018 8		8		32,457.60	31,536.13		
	2021 7		3		31,651.20	31,428.05		215.94
					181,031.50	190,610.62		

1) 2024 6.76

2023 2) 2024

5.42 2023 1.49 3.93 3)

2024 4.30 2023 0.47

3.83

(3) 5

ظمجس

12% 88% 630

2024

2024 10

2024

2024

1) 1997 484,000

2) 1994 146,350.27

3) 2010 5,000

4) 1998 72,945.08

2024

1) 1997 1,123.37

2) 1995 100,190

3) 2007 5,000

2.

(1)

1) 2024

								2025 5
1		3		126,832.08	165,093.60		5,730.58	99,146.32

2 

1		3		58,679.04	56,904.87		3,510.79
6		3		55,251.95	54,508.15		2,150.89
2		3		39,372.48	38,490.19		575.11
7		3		29,471.40	27,036.10		2,799.37
4		3		23,486.40	22,154.63		297.21
				206,261.27	199,093.94		

3 5

1) 3 2024 5.41

2023 3.04 2.37 2) 5 2024

4.16 2023

(3) 5

2024 3 4 5

2024

1) 5

2) 3

3.

ANRPC 2024

721.6 46.7%

12%

(1) 2024



(4)

(5)

“ + ”

1.

	2024	2023	
	4,967,260.67	3,768,725.06	1,198,535.61
	-8,569.14	11,118.78	-19,687.91
	10,338.90	29,712.47	-19,373.57
1	68,418.90	126,042.11	-57,623.21
2	-58,080.00	-96,329.64	38,249.64
	-18,908.04	-18,593.70	-314.34

(1)

2024 496.73 119.85 31.80%

2024 2024

1.6 / 2023 24%

2023 2 2023

2023 2-12 2024

(2)

1.94 5.76

3.82 5.95

2024 “ ” 5.06

2024 1.86 2023

2024 2.32 2023

1.70 2024 1.70

2023 2024 2024

2.

	2024	2023	

	2024	2023	
	,338.90	29,	
(1)	68,418.90	12 2.11	-57,623
(2)	-58,080.00	-9 9.64	38,249.
	-55,918.23	-106,044.72	50,126.49
	3.1	154,930.96	1,922.21
	31,458.42	23,201.36	8,257.06
	3,313.46	3,568.16	-254.70
	69,134.83	67,391.95	1,742.88

1.6 7 ë ' %v'"7^ UYà w

(4)

(5)

æ 2ᵘ ϰ q ̈Ω

8.

1 INTERNATIONAL PTE L

R Marcyon ri Corporation Lim

R1

R1

2.

3.

4.

5.

m Ń k

	2011	6	32,908.40	41,885.04
5	2024	1	59,860	4

2

24

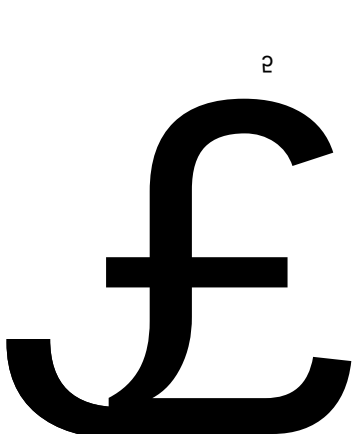



2024

1) 1997 484,000

2) 2010 5,000

2024

1) 2007 5,000

2) 2011 1,000

3) 1997 1,123.37

4) 5

( )

1.

2023 2024

2.

(1)

P/E P/B P/S

EV/EBITDA EV/S

1) 50%

P/B

2)

P/B

(2)

AAP

(3)

(4) Ė

2024

2023

2023

2024 12 31

3.

(1)

1

2

(2)

( ) 1. P/B

(3)

P/B 2.10

(4) -

= - ×

P/B=32,000.00

(5)

m"

228.20

(6)

= - =

+ - - =113,900.00

818,758.76 2024 12 31

1:7.1884

2024

2023

4.

(1)

2024 -4.68 1

5.17 5.17 2

2024 2.05

3 2024

1.59 1.59

2024

2023 2 0.5 1 2024

2024 2023 331.76 /

4.29 2 EUDR

EUDR 3

2023 2024

30%

2024

2024 EUDR

2024 40% 200%

2025 1-5

2024

(2)

( )

1. 2024

2.

3.

(1)

(2)

(3)

(4)

(5)

(6)

(1)

(2)

=365/ + -	9
/	133,170.62

2024

2024 1

	2024	2023
1	378,167.33	539,549.60
2	298,898.74	480,908.60
3	427,803.60	374,093.23
4	533,172.40	368,975.56
5	581,638.03	329,585.25
6	436,614.63	325,786.81
7	442,744.62	356,402.10
8	474,430.48	297,305.97
9	540,479.30	296,934.06
10	496,178.54	309,687.67
11	565,362.51	292,746.61
12	568,763.59	350,567.74

(2)

	2024	2023
	8,718.21	7,998.50
[ ]	478,687.82	360,211.93
	1.82%	2.22%

[ ]

= / =

/

2024

2024

1 LPR 35BP 5

LPR 60BP

50BP 2023

2024

100BP 2024 1.82%

40BP

3.

	191.87		
	191.87		
	1,540.28		
	1,250.00		
	290.28		

( )

1.

(1)

(2)

(3)

(4)

2024

(5)

(6)

(7)

2.



ĞŎ 5 ´ .

52.72 52.25

33.77% 4,774.96

3,348.99 7,716.53

1

ш ..

2 ı ⅄ Ȳ ƶ

4

( ) ى я Ȳ

			33,530.47	1,293.94	1.09
			100,065.57	118,513.89	100.00
			247,641.16	345,062.71	98.05
		/		3,522.21	1.00
			14,913.88	2,147.04	0.61
		/		1,211.13	0.34
				351,943.09	100.00
			14,310.07	19,855.12	81.95
		/			
			11,638.10	920.39	3.80
		/		3,451.27	14.25
				24,226.78	100.00
			28,256.15	32,530.85	99.97
		/			
		/		10.89	0.03
				32,541.74	100.00
		/		2.84	
				527,228.34	

2.

2024 12 31 1 522,252.06

99.06% 1-2 3,391.26 0.64% 2-3 482.44

0.09% 3-4 634.42 0.12% 4

468.16 0.09%

1 1-2 2-3 3-4 4

96,071.69

1,293.94			
116,096.49	1,733.59	200.66	243.42

	1,293.94	1,293.94

8

23

3

5.

52.72 52.25

33.77%

	337,331.88	627,962.42	53.72%
	52,175.14	120,688.91	43.23%
R1	46,078.15	189,328.39	24.34%
	45,908.82	121,660.20	37.74%
	17,420.32	37,095.56	46.96%

(1) , m " m " đ

15-30

(2) 2

( )

1.

2024

1 1 99.06%

( )2 2024 2023

9.85 12.16

2.



[illegible]

[illegible]355.2[illegible],413.[illegible]

[illegible] 2,562 [illegible] 2[illegible]

[illegible]

(1)

[illegible]2024 [illegible], m"

[illegible],3 m" [illegible]

[illegible]19,220 [illegible]6 [illegible],3.558 [illegible]COM TSR2[illegible]0 [illegible]2,163

/ 15 , m" Â [illegible]2024 12 31

[illegible]41250[illegible]1 [illegible]3.1[illegible]71,585 / 2023

/ RU2401 13,885 /

2.51%

2024 2024 12 31

RU2501 17,585 /

/

RU2501 17,585 /

1.04%

2024

2024

4,778.48

( )

1.

(1) È

I

(2)

غم

(3)

1)

2) CW Q1ˆf" B j

1)

2)

¦

8

>

3)

2.

(5)

(6)

(7)

3.

6.09 23.90%

11.82 49.80% 1.72

1

2

3

5

( )

1.

(1) 202

1 1

A

	6,250.32	5,795.35	5,795.35	5,795.35
	5,175.00	4,590.00	4,590.00	4,590.00
	2,474.44	2,272.85	2,272.85	2,272.85
	3,044.87	1,518.64	1,518.64	1,518.64
	1,444.09	1,360.00	1,360.00	1,360.00
B	2,172.71 (™	735.37	735.37	735.37
	759.44	683.50	683.50	683.50
C	23,693.82	600.34	600.34	600.34
	980.08	506.65	506.65	

				1	1	
F	248.55		353.25	353.25		353.25
G	2,742.45		261.00	261.00		261.00

(3)

A / / / / /

( )

1.

2023 12 31

1 1-2 2-3 3

94,168.80	46,142.71	46,142.71			922.85	2024 3
21,600.00	10,584.00	10,584.00			211.68	2024 3
18,111.00	8,874.39	8,874.39			177.49	2024 3

,828.3

FIMAVE

FIMAVE

(2) 1,013.08

2016 2017

1,013.08

2022

2022 1,013.08

Cameroon Ministry of Finance	6,511.99		1-5	74.04	419.47
MT Center trade Co,Ltd	6,217.02		5	6,217.02	

e



8.

(1)

2022	1,820.85	12,523.00	
2023	26,546.66	30,646.00	
2023	1,301.74	3,000.00	2
2023	3,256.36	3,334.00	
2024	18.91	20,632.00	
	32,944.52	70,135.00	

3.

“ ”

(1)

(2)

(3)

( )

32,944.52

	30,991.27	94.07%
	966.16	2.93%
	685.68	2.08%
	136.94	0.42%
	164.47	0.50%
	32,944.52	100.00%

( )

2022

2023 2001/4/2 300,000.00

2023

1988/4/2 32-

52 55

2024 10

