ж ж ⅃

خم

“

”

2005 3 ,

2009 3

138595.1 125968.6

103171.9 22796.8

1957 6

1959 4

——

1990 9 “ ” “ ”

(1993 12

)

2005



ấ m ẘ

[redacted]

“ ”

“ ”

(

109 ° 03 ′ 52 ″

109 ° 26 ′ 44 ″ 19 ° 20 ′ 45 ″ 19 ° 38 ′ 08 ″ { L$

[redacted] (

j



23.6

17.3 27.5

04.7

3

16.5 25`

93%

7%

582 237

572 10

254 237 81 1

86.5% 9.4% 1.8%

1.7% 0.4% 0.2%

5.6

70% 20% 10%

2019 357.64

6.5% 134.14

2.3% 37.94 4.3%

15.21 2.3% 22.78

5.0% 185.56

10.1% 37.5% 10.6%

51.9% 39065

5663 5.6%

2019 6811.7

4.81% 6226 284 4.36%

6.29 24570

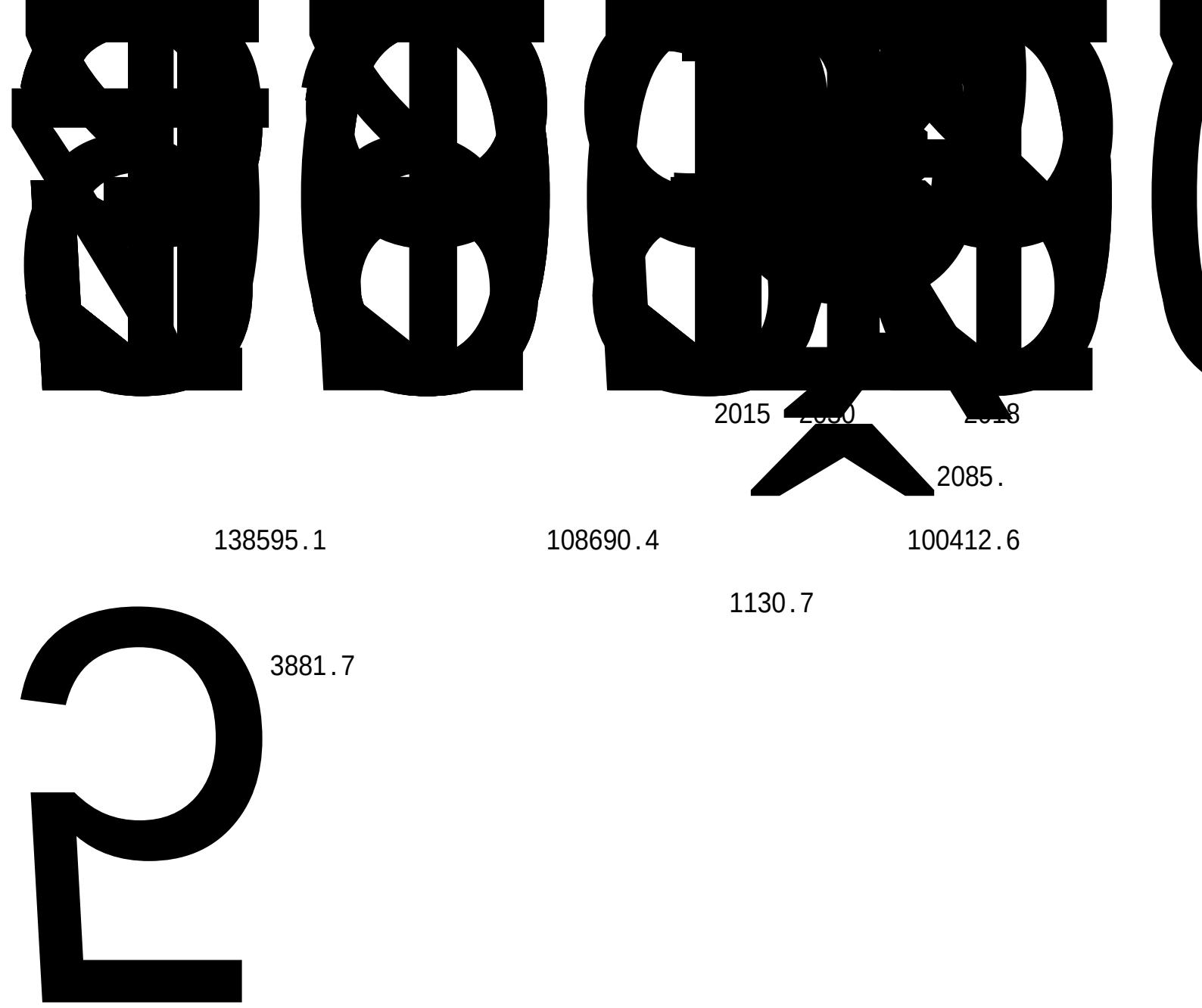

138595.1 108690.4 100412.6

1130.7

3881.7

18866.9 13.6%

28702.8 20.7%

23593.2 17.0%

138595.1 108690.4

78.4% 29904.7 21.6%

138595.1

100412.6 92.4%

1130.7 1.0%

3881.7 3.4%

3265.4 3.0%

29904.7

29815.7 99.7%

319.3 0.3%

108690.4

14609.8 13.4%

94080.6 86.6%

133478.9 1284611.85

124868.0 1284611.85

3216.3

5394.6

100412.6 80.4%

986842.26 76.8%

24455.5 19.6% 297769.59

23.2%

1130.7 35.2%

2085.6 64.8%

3881.7

72.0% 1512.8

28.0%

133478.9 1284611.85

133478.9 1284611.85

19.7 0.01% 155.83

0.01%

133459.2 99.99%

1284456.02 99.99%

133478.9 1284611.85

14607.5

10.9% 132603.18 10.3%

118871.4 89.1%

1152008.67 89.7%

133478.9 1284611.85

14607.5 10.9% 132603.18

10.3%

4087.9 3.1% 24344.33

1.9%

114783.5 86.0%

1127664.34 87.8%

133478.9 1284611.85

125968.6 94.37%

1259191.93 98.02%

3216.3 2.41%

4274.3 3.20% 25264.09

1.97%

19.7 0.01% 155.83

0.01%

133478.9 1284611.85

/ 26546.0 3216.3

19.9% 13198.25 1.0%

4685.3 3.5% 27122.92

2.1%

6248.8 4.7% 46020.27

3.6%

21473.8 16.1% 243605.98

19.0%

74525.1 55.8% 954664.43

74.3%

1

2

3

10 2

2020 2024 2025 2029

2019 12 28

2018 3 19

2014 4 24

2018 12 29

2019 8 26

2014 7 29

2017 10 7

2016 2

6

([2003]9

)

LY/T 2007-2012

LY/T 2008-2012

GB/T 15776-2016

GB/T 15781-2015

LY/T 1646-2005

GB/T 18337.3-2001

2009 214

2004 251

LY/T 1594-2018

[2007]10

FSC FSC-STD-CHN-01-2016

1-0

2013

2013 6 4

NY/T 221-2016

NY/T 1088-2006

2013 8

(2013 8)

( )

(2014 1)

(2009 3)

(2015-2030)

“ ”

5

3.1

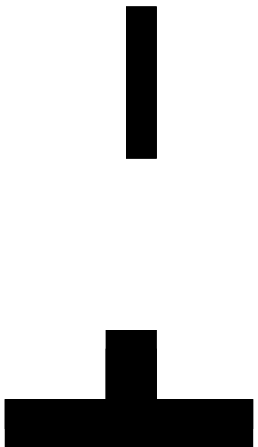

8	20	20
9	3000	3000

2019

14609.8

，

，

123896.3

94080.6 29815.7

，

, ,

89.0

14609.8

14607.5 2.4

14401.4 206.1

123896.3 118871.4

5024.8 3686.3

105.1 1233.4

118851.8 19.7

111567.2 4068.3 3216.3

19.7

,

,

89.0



K

« Ę 7 ¼ Wà – …

FSC FSC

PR107 7-33-97

7-20-59

1 “ ”

1 30 15

5

“

”

m$

“ ”

[2013]114

‘

’

“

+ ”

125968.6 103171.9

22796.8

“ ”

“ ”

2015 2019 6685 6856

6273 6510 6226

6000 6500

10000

3000

60

‘ ’

11

5

“ ”

1

2

9

1

2

3

4

5

10

6

6.1

50

6.2

6.3

7

7.1 50

7.2

7.3 3

8

8.1 2 3 2

+2 3 2

8.2

8.3 “ ” “ ”

——

——

9

10

12 14

3

11

12

13

14

14.1

14.2

14.3

14.4

22266

416326 291428

2227 41633

29143

1

1.1

1.2

1.3

1.4

1.5

2

2.1

2.2

2.3

2.5

SC

g

2.3

2.4

2.5

1

1.1

1.2

1.3

2

2.1

2.2

2.3

1
1.1
1.2
1.3
1.4
2
2.1
2.2
2.3
2.4
2.5
2.6

1

1.1

1.2

1.3

1.4

1.5

1.6

2

2.1

2.2

2.3

2.4

2.5

1

1.1

1.2

2

2.1

2.2

2.3

1

1.1

1.2

2

2.1

2.2

2.3

2.4

2.5

2.6

ﺳﺤ à ﺍ



60 70

20 208 4 205 4 303 6

307 2 406 4

70 , ,

2 312 1

510 1

خھ ,´ B+Oå

113.4

58

97335 9733.5

6 60 2020

850 6% 11204

138595 80

100 12474

25513 1350 3444

258317 600

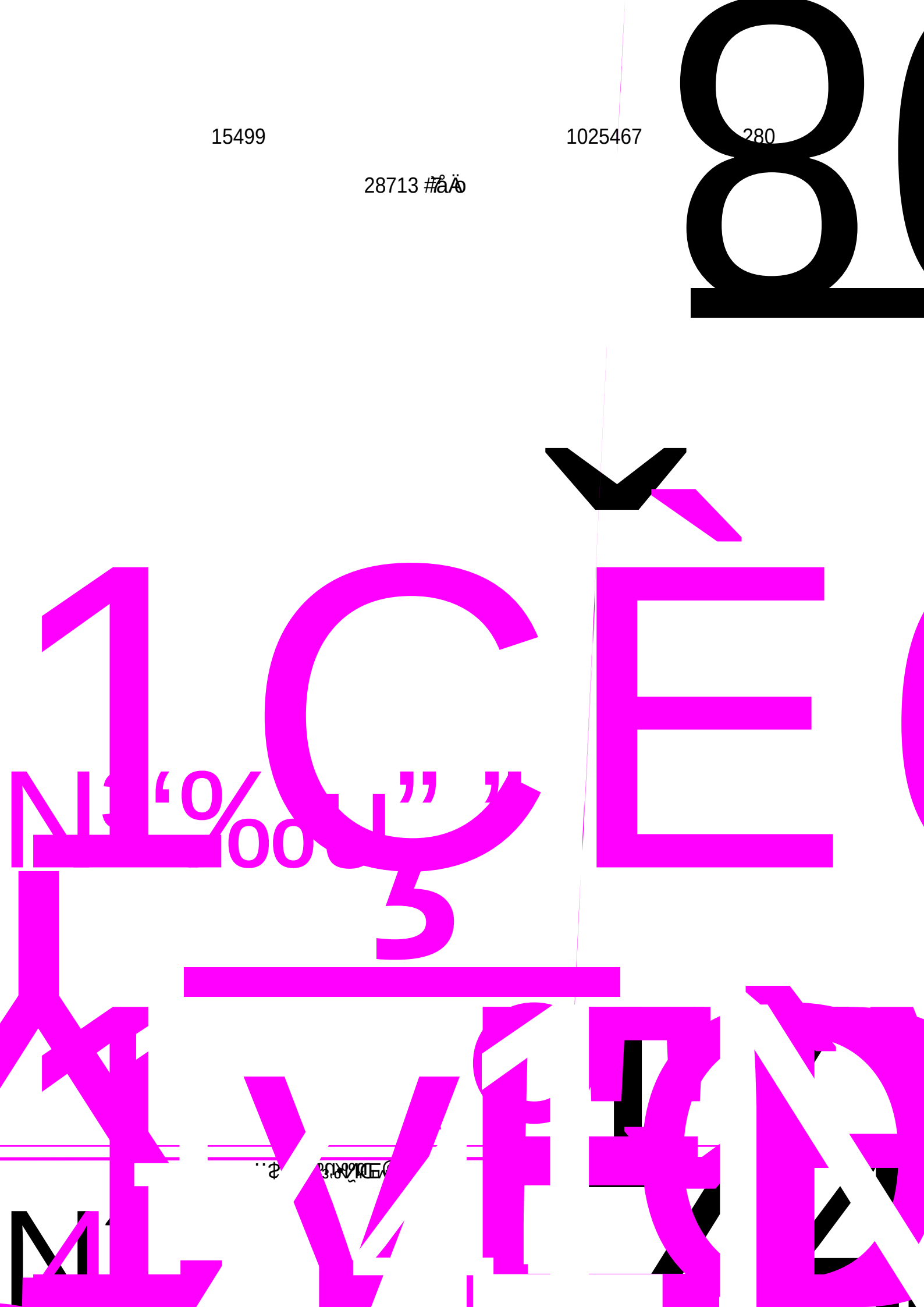



1



2

海胶集团FSC-FM认证单位（八一分公司）林地分布图

